

## Important Guidelines to operate the Official School App :

### **EDUNEXT PARENT**

Use the preferable browser



Google Chrome or

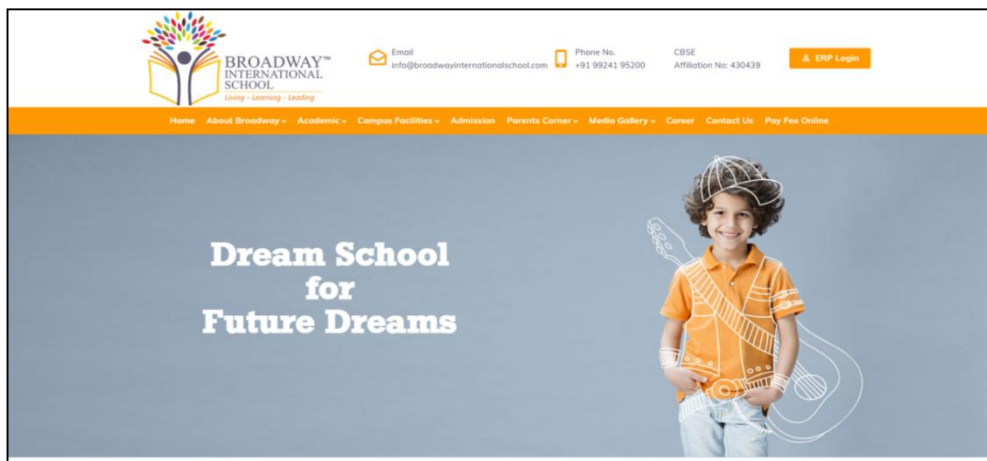


Mozilla Firefox


### **TO LOGIN THROUGH SCHOOL WEBSITE**

Visit the school official page

<https://www.broadwayinternationalschool.com/>

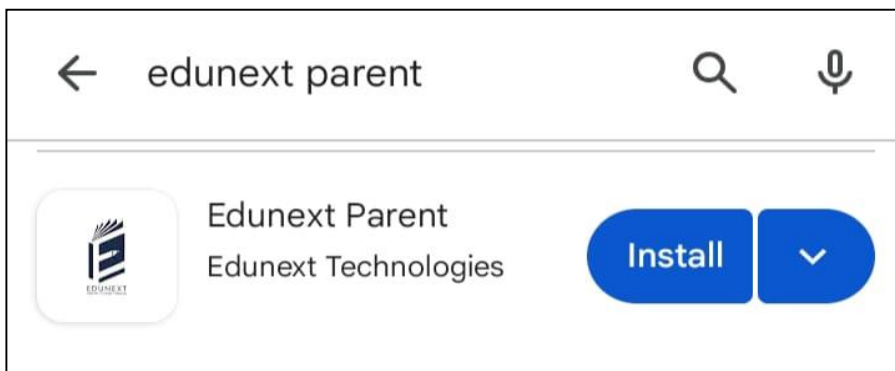


Click on **ERP Login** → ERP Login page will open




## TO LOGIN THROUGH MOBILE PHONE

- Go to Play Store and download the **EDUNEXT PARENT** app on your Android or iPhone . Make sure your phone is updated and has enough storage space
- **School app logo**



- **Enter School Code : 17029** and click on Proceed



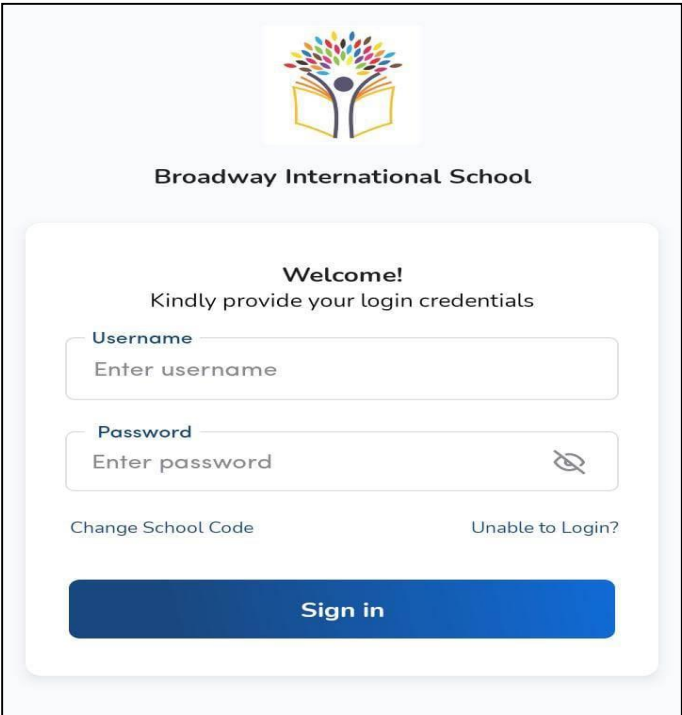
**Enter School Code**  
Kindly enter your school code. The same can be found on the ERP login screen at school's website.

School Code  
17029

Need help finding your school code?

**Proceed**

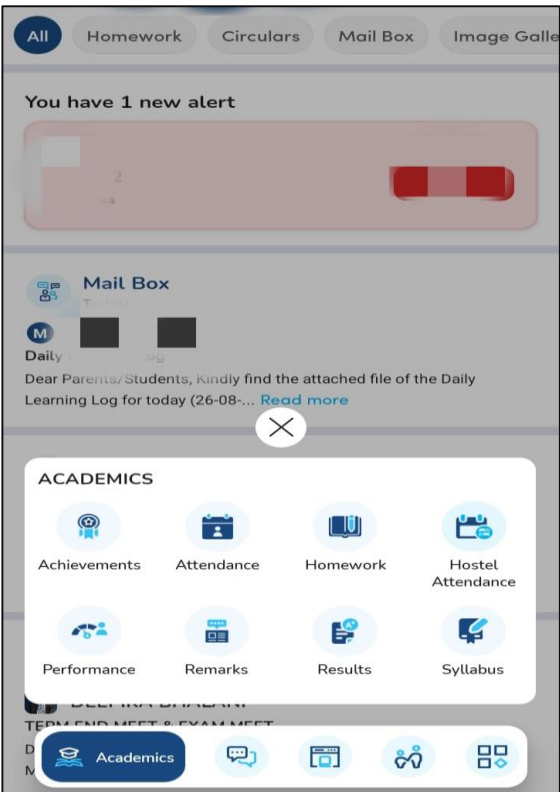
- **Enter Username :** Admission number of student(**Numeric only**)
- **Password:** Enter your current password



The image shows a login page for Broadway International School. At the top is a logo of an open book with colorful rays emanating from it. Below the logo is the school's name, "Broadway International School". The main content area is a white box with a "Welcome!" message and a prompt to "Kindly provide your login credentials". It contains two input fields: "Username" with the placeholder "Enter username" and "Password" with the placeholder "Enter password" and a toggle icon. Below these fields are two links: "Change School Code" and "Unable to Login?". At the bottom is a large blue button labeled "Sign in".

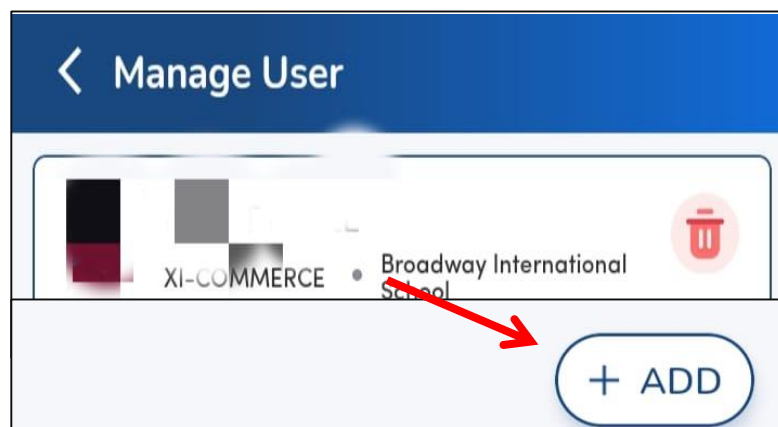
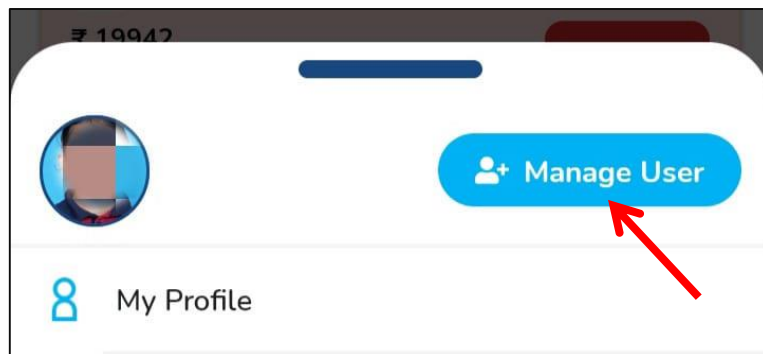
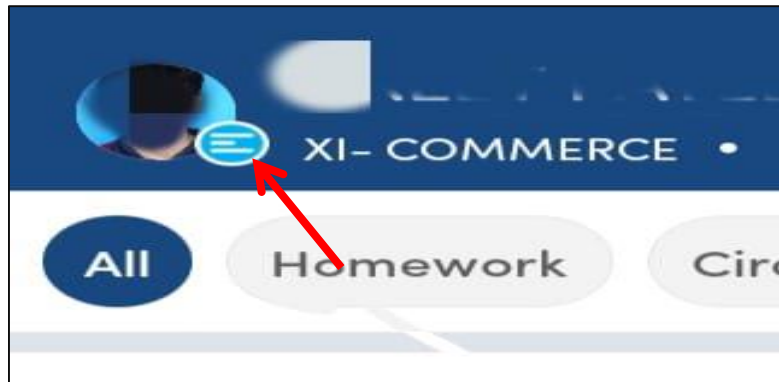
- You will be able to view **Student Login Page** with the different tabs for all student related information.

- Academics
- Communication
- Parent Corner
- Other Apps



## TO ADD SIBLING STUDENT PROFILE

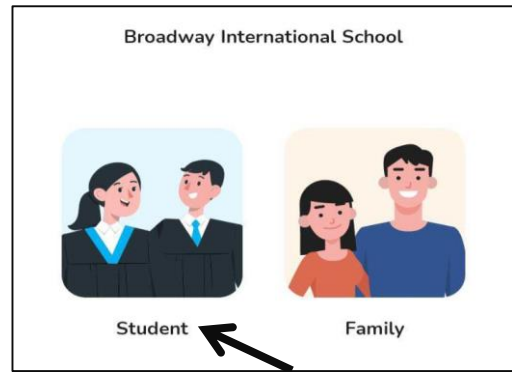
- Click on the 3 lines at the top left → then go to **Manage user** and click on **Add** →



- Enter School Code -**17029** → Proceed → Enter sibling Username (admission number) & password.

## INCASE YOU HAVE FORGOTTEN THE PASSWORD

- Go to **Unable to Login ?**
- Click on **Student profile**.



- Enter the registered mobile number to get OTP

**Forgot User ID / Password**

To get your user ID / password, kindly enter the registered mobile number or email ID with the school

Mobile No./Email ID\*

\*\*\*\*\*

**Get OTP**

- Enter **OPT** sent on the registered number and reset your password.
- Login again with User Name(admission number) and New password .

**Please feel free to contact school or EDUNEXT help desk for any further assistance**

**EDUNEXT PARENT App HELP DESK**  
**(8:30 AM to 5:30 PM) : +91 7065465400**

**THANK YOU!**